

4 Page Brochure - Work Sheet

Date:	
Company Name:	
Contact:	
E-mail:	
Phone:	
Fax:	
Name of Project:	
Flat Size:	
Folded Size:	

Fonts:	
---------------	--

If you would like a particular font, please let us know.

Colors:	
----------------	--

We print in process color on press, so let us know what colors you would like in your brochure.


1.) Page 1 (Outside Right) – Type the copy that you want on the front page.

--

Tell us what logo or photos you want on the front page.

--


2.) Page 2 (Inside Left) – Type the copy that you want on this page.



Tell us what images or photos that you want on this page.




3.) Page 3 (Inside Right) – Type the copy that you want on this page.

A large, empty rectangular box with a thin black border, intended for the user to type the copy they want on this page.

Tell us what images or photos that you want on this page.

A large, empty rectangular box with a thin black border, intended for the user to describe the images or photos they want on this page.

4.) Page 4 (Outside Left) – Type the copy that you want on this page.



Tell us what images or photos that you want on this page.



Is there anything else we should know in order to make this the best brochure possible?

If more room was needed, please attach any additional files that will help us with your brochure.

Please save this file and Up Load it when you place your order.

If you have all ready placed your order – please e-mail the completed file to: csr@gg-az.com

And reference your order number. Sample order number: X-1001